


### KCS TraceME TM-2207 / P2T2B

LTE-M / NB-IoT / LoRa / RF-module



KCS' TraceME TM-2207/P2T2B is a full-featured next generation IoT and tracking module.

The optional features, compact form factor, great positioning performance and low power consumption makes the TM-2207 the best choice for a wide range of M2M/IoT applications, such as smart waste management, security and asset management.

### Key Features

- Excellent national telecom coverage
  - LTE Cat M1 / NB-2 / EGPRS
- External antenna
- Nano SIM socket
- SIM-on-chip (\*)
- Optional GNSS coverage, external antenna (\*)
- Wi-Fi sniffing, external antenna (\*)
- LoRa® technology, EU-868MHz (\*)
  - External micro coax antenna
- Integrated 2.45GHz. radio for special functions and peripherals. (\*)
  - Short range, up to 30m
  - External micro coax antenna
- NFC for special functions and peripherals.
- Optional sensors: (\*)
  - 3D accelerometer (up to 16g)
  - Distance sensor (up to 4m)
  - Temperature sensor ( $\pm 0.5^{\circ}\text{C}$ )
- Very small, only 43.7 x 27.0mm
- Lightweight: 8.4 grams for a fully equipped PCB, (excl. battery)
- 5VDC power supply
- Standby battery lifespan up to 10 years.
- 1 LED for user interaction (\*)
- Extension connector, I2C interfacing
  - Optional external I2C OLED display, NFC/RFID-reader. (\*)
- Wide operating range:  $-30^{\circ}\text{C} \dots +85^{\circ}\text{C}$  (depending on options)
- Multiple watchdog levels for maximum stability.
- Event based free configurable module to fit any job.
- Remote configurable to fit any job (both firmware and configuration files can be updated/patched over the air).
- Supports integration into third party networks.

(\*) Optional, please contact sales for more details.

### Applications

- Smart waste management for smart cities.
- Object protection, up to 10 years of standby on a single lithium battery.
- Remote control and diagnostics.

### Product Summary

The KCS TraceME TM-2207 is a full featured next generation LoRa-based IoT tracking module with fully customized functionality.

The module can be equipped with different optional features: LTE Cat-M1 / NB-IoT modem, GNSS, NFC, LoRa including Wi-Fi positioning, Bluetooth Smart (BLE) and proprietary RF, acceleration-, temperature- and distance sensor (up to 4m) and external I2C sensor interfacing). The module can be fully customized dependent of the application.

The combined LoRa and Wi-Fi passive scanning functionality provides accurate indoor geolocation accuracy. The module is able to discover the Wi-Fi b/g/n access points available in the vicinity of the device, and extract MAC addressing allowing to geolocate the device. The geolocation accuracy can be further improved by enabling 1-way beacon RF transmission, measuring the RF signal strength.

The module provides reliable, optimized connectivity and coverage for the next generation 4G LTE Cat-M1 and NB-IoT networks and offers seamless fall back to 2G networks. In areas without network coverage, position-data and events are stored in memory. As soon as communication is restored, all information can be transmitted.

The functionality of the module can be remotely programmed to fit any job. From basic/general functionality to advanced/low-level application specific detailed functionality.

All of the necessary server-side scripts to process and store data from these units are available for registered distributors and resellers. If you do not want to host data and maps yourself, you can use the hosting services of one of our partner companies.

### Ordering information

The KCS TraceME TM-2207 can be equipped with different optional technologies for traceability. It can be fully customized dependent of the application. Please contact sales for more details.

#### Enclosure (\*)




The picture above is an example of the 'proximity sensor enclosure'.


#### Battery (\*)

The module can be used with a non-rechargeable battery, or rechargeable LiPo battery. Depending on the application, different battery types and capacities might be required, which can be provided separately.

## Specifications KCS TraceME TM-2207

### Data communication (\*)

Modem	Quectel BG95-M3 LTE Cat M1 / NB-2, GSM Module, all global certifications and R&TTE directives.	
Frequency bands	GSM/GPRS: 850/900/1800/1900 MHz LTE: B1-5, 8, 12, 13, 14 (Cat M1) 18, 19, 20, 25, 26, 27 (Cat M1), 28	

LoRa	Semtech LR1110 transceiver	
Frequency	EU-868 MHz.	
Protocol	LoRaWAN 1.0.2 and custom LoRa protocol	
Transmitting power	up to +15 dBm	
Sensitivity	-141 dBm (LoRa, RxBoosted BWL=125kHz, SF=12) -94 dBm (Wi-Fi 802.11 b, DSSS)	

RF 2.4GHz.	Nordic nRF52832	
Frequency	2.45 GHz.	
Protocol	BLE 4.0 and custom 2.4 GHz. protocol	
Transmitting power	up to +4 dBm	
Sensitivity	-96 dBm (BLE)	

### Navigation (\*)

GNSS	Quectel BG95 GNSS (GPS + (Glonass or Galileo))	
------	------------------------------------------------	---------------------------------------------------------------------------------------

(\*) Optional, please contact sales for more details.

### Operating Temperature Conditions

With rechargeable LiPo cell	-20°C ... +60°C (discharging) 0°C ... +45°C (charging)
-----------------------------	-----------------------------------------------------------

### Electrical

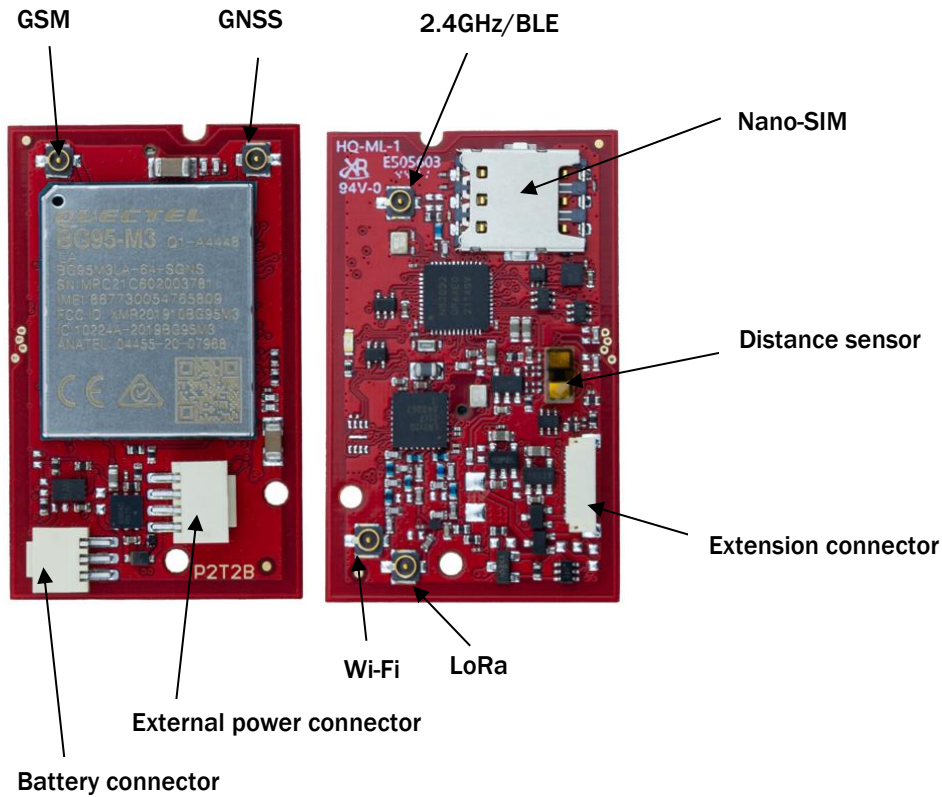
External power supply	Maximum range: +5VDC ±10%
Charging Current	Max 530mA.(*) Observing 0...+45°C safety range for LiPolymer.

(\*) Optionally, the charging current can be changed into different values. Please contact sales for more details.


### Typical power usage

Depending upon settings, the module can work up to 10 years on a full battery.

## External Connections



### Battery connector



Pin	Description
1	Temperature sensor
2	Ground
3	3.4 - 4.5V Battery (+) connection

Connector manufacturer: Molex  
 Description: 1.50mm pitch Pico-SPOX pcb header, 3 circuits  
 Partnumber PCB connector: 874380343  
 Mates with cable connector: 874390300  
 Partnumber crimp serie: 87421

### External power connector



Pin	Description
1	Power +5VDC $\pm$ 10%
2	Ground
3	Internal use only
4	Internal use only

Connector manufacturer: Molex  
 Description: 1.50mm pitch Pico-SPOX pcb header, 4 circuits  
 Partnumber PCB connector: 874380443  
 Mates with cable connector: 874390400  
 Partnumber crimp serie: 87421

### Extension connector

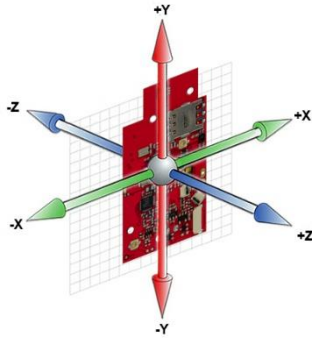


Pin	Signal	Type	Description
1	VCC	VCC	+4.5 ... +5.5 VDC Charge input, max 600mA
2	PWR-OUT	O	+2.8VDC power output for external I2C sensors
3	Serial IN	I	Serial input or digital input (2..31V for active high) ~ 50k pulldown
4	Serial OUT	O	Serial or digital output, open collector (max 31V/10mA/100mW)
5	I/O-1	I/O	Digital I/O (0...+3V)
6	SCL	O	I2C clock
7	SDA	O	I2C data
8	GND	GND	GND for charge and I/O

Connector manufacturer: JST  
 Partnumber PCB connector: SM08B-SURS-TF(LF)(SN)  
 Partnumber cable connector: 08SUR-32S  
 Partnumber crimp contact: SSUH-003T-P0.15

## Onboard sensors

### 3D accelerometer (\*)



The module contains a 3D accelerometer (up to 16g), which can be used for a variety of custom specific (M2M) applications. Accelerometers are useful for measuring movement, speed, g-forces and vibration of the object. The accelerometer and advanced embedded firmware enables a very low-power battery solution.

### Temperature sensor (\*)

The module contains a temperature sensor ( $\pm 0.5^{\circ}\text{C}$ ), which can be used for example to monitor and control any temperature sensitive equipment.

### Distance sensor (\*)



The module contains an optional advanced distance sensor (VL53L1x) , providing accurate distance measurement. The maximum range is 4m and the receiver field-of-view is programmable from 15 to 27 degrees. It can be used for advanced position detection applications. An optional IR lens is available to withstand ambient light performance influences.

## About KCS BV

KCS BV, founded in The Netherlands in 1984, develops and manufactures electronics in-house for industrial applications, medical purposes, broad-casting solutions, etc.

KCS is ISO 9001:2015 and ISO 14001:2015 certified.



## LoRa Alliance Member™

KCS is a LoRa Alliance member since 2016.

## Support

Visit our support page at: [www.trace.me](http://www.trace.me)

## Sales

Contact us by email: [Trade@trace.me](mailto:Trade@trace.me)

## Disclaimer

KCS BV reserves the right to make changes without further notice to any products herein to improve reliability, function or design. KCS BV does not assume any liability arising out of the application or use of any product or circuit described herein; neither does it convey any license under its patent rights, nor the rights of others.

©2022 KCS BV  
Kuipershaven 22  
3311 AL Dordrecht  
The Netherlands

email: [Trade@trace.me](mailto:Trade@trace.me)  
URL: [www.trace.me](http://www.trace.me)